



Parallel Robot

D3W-15/1600-450

The standard cycle time is less than 0.6s to meet the demand for maximum speed and economic

Rotary servo motor is installed on moving platform to meet the requirements of high-precision rotary operation easily

Widely used in the food and beverage, pharmaceutical, and healthcare industries of heavy materials for picking, packaging and handling.

SPECIFICATIONS

Robot Version D3W-15/1600-450

Axes. 3

Maximum Payload 15kg

Maximum Working Diameter 1600 mm

Working Height 450 mm

Mounting Inverted

Manipulator Weight 133 kg

Angle Range of Active Arm

Upper Arm 23°

Lower Arm 71.5°

Position Repeatability ± 0.05 mm

Power Requirements

Supply Voltage 220V/380V/3-Phase 220V/1-Phase 49-61 HZ

Rated Power 6 kW

Transformer rating 10kVA

Environment Requirements

Storage Temperature $-10^{\circ}\text{C}\sim 70^{\circ}\text{C}$

Working Temperature $-10^{\circ}\text{C}\sim 50^{\circ}\text{C}$

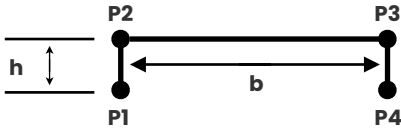
Humidity Range Max. 90%

Protection IP55





LOAD-FREQUENCY



Trajectory 1 h=25,b=305 P1 - P2 - P3 - P4 - P3 - P2 - P1

Trajectory 2 h=25,b=305 P1 - P2 - P3 - P4 - P3 - P2 - P1

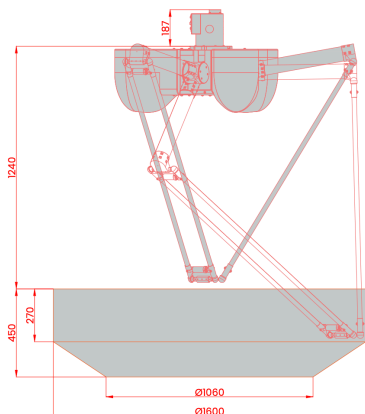
Trajectory 3 h=25,b=305 P1 - P2 - P3 - P2 - P1

Trajectory 4 h=25,b=305 P1 - P2 - P3 - P2 - P1

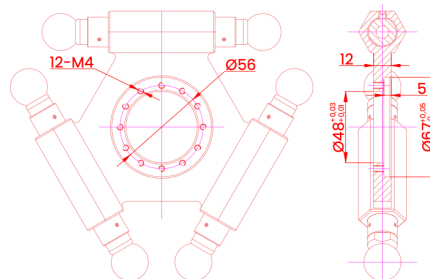
Cycles/min	0.00kg	1.00kg	2.00kg	3.00kg	4.00kg	5.00kg	6.00kg	7.00kg	8.00kg	10.00kg	12.00kg	15.00kg
Trajectory 1	99.00	99.00	88.00	82.50	66.00	66.00	49.50	38.5	38.5	38.5	33	33
Trajectory 2	88.00	88.00	77.00	71.50	60.50	55.00	44.00	33	33	33	27.5	27.5
Trajectory 3	113.85	113.85	101.20	94.88	75.90	75.90	56.93	44.275	44.275	44.275	37.95	37.95
Trajectory 4	96.80	96.80	84.70	78.65	66.55	60.50	48.40	36.3	36.3	36.3	30.25	30.25

The cycle times are measured under real conditions, but may vary depending on the actual application.

Dimensions & Range of Motion(mm)



Flange(mm)



Mounting Base(mm)

